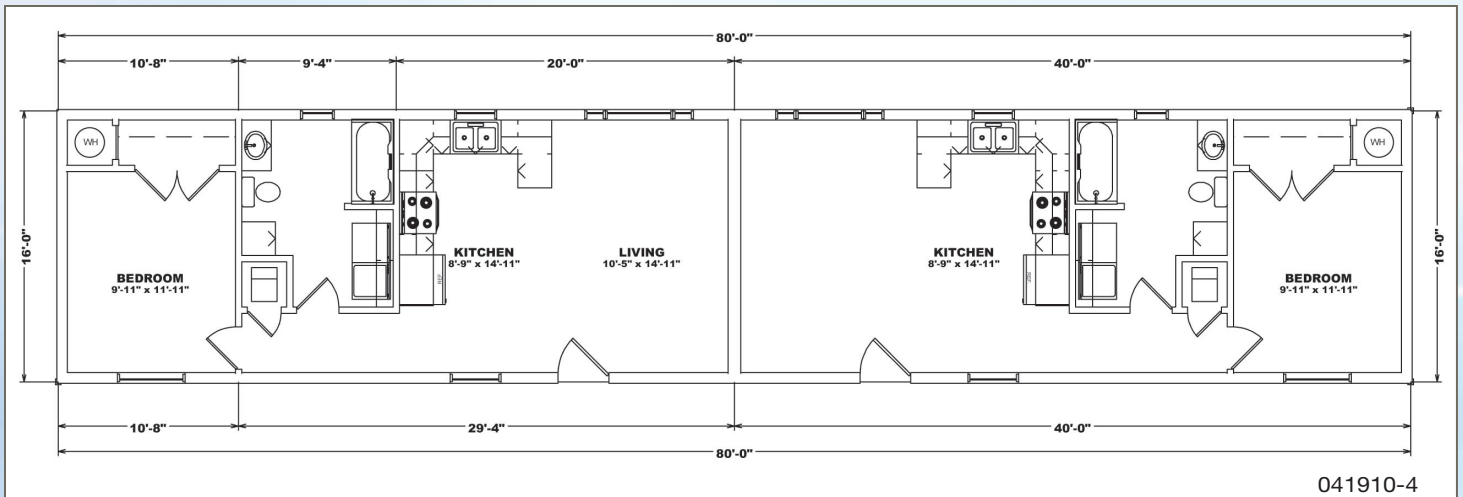




Specialty Worksite Housing







041910-4 STANDARD FEATURES 2 Unit 16x80 One Section, Individual Accomodations

EXTERIOR

- Architectural 30-year shingles 
- Anderson vinyl thermal windows maintenance free Low-E
- Vented vinyl soffit and steel fascia
- Maintenance free vinyl lap siding
- 6-panel steel exterior door includes LARSON storm door 
- Porch lights at all entrances

CONSTRUCTION

- Engineered floor truss 
- 16" eaves
- 2" x 6" exterior walls – 2" x 4" interior walls 16" o.c. 
- R38 insulation in roof
- R19 insulation in exterior walls
- R25 insulation in floor
- 3/4" tongue and groove floor decking
- 7/16" OSB on both sides of exterior walls 
- 8' sidewalls 


MECHANICAL & ELECTRICAL

- Copper wire throughout
- 100 Amp electric panel
- Water shut off valves throughout
- Brushed Nickel glass globe light fixtures
- Smoke detectors with battery backup


INTERIOR

- Tape and texture ceiling
- Vinyl covered sheetrock
- Plush carpet with deluxe pad– living rm and bdrms
- Brushed nickel door hardware
- Linoleum flooring in br, kitchen, & dr
- Legacy trim package
- Prefinished 6-panel interior doors
- Wired, plumbed, vented for washer and dryer

KITCHEN

- Custom built oak or Dakotaland cabinets 
- Adjustable shelves in overhead cabinet
- Drawer rollers throughout
- Stainless steel double sinks 8" deep
- Single lever faucet with spray nozzle
- 18 CF refrigerator with top freezer
- Deluxe electric range
- Range hood with exhaust fan and light

BATHROOMS

- Custom built oak or Dakotaland cabinets 
- China style lavatories
- 60" one-piece tubs
- Bath vent fan in each bath
- Vanity mirrors with strip lighting
- GFI electrical recepticle

 Standard features that add structural durability and are better than what the competition offers.

UPGRADE OPTIONS

Listed are some of the available upgrade options. Superior Homes offers many popular floor plans as well as the opportunity to customize. Homeowners are able to create a one-of-a-kind home designed especially for them.

EXTERIOR

- James Hardie siding
- L.P. smart siding
- Commercial doors
- Dormers
- Patio door
- Fire-rated doors

GREEN

- Floor-wall-ceiling insulation upgrades
- High efficiency furnace
- Energy Star appliances
- Argon Gas window option

INTERIOR

- Fluorescent lighting
- CAT 5 jacks and conduit
- 200 Amp electrical panel
- PTAC units
- Blinds
- 6 panel solid wood doors and trim
- Laminated flooring
- Commercial tile and carpet
- Tape and textured walls
- Knotty pine tongue and groove walls

KITCHEN

- High definition countertops
- Raised panel cabinet doors
- Ceramic back splash and edging
- Stainless steel or black appliances
- Roll-out shelves
- Dishwasher
- Microwave over range

BATHROOMS

- 36", 48", 54" showers
- Neo-angle shower stall
- Elongated stools
- Additional 1/2 bath
- Ceramic back splash / ceramic edging
- Beveled counter edge
- Steel toilet partitions



Due to continuous product development and improvement, prices, specifications and materials are subject to change without notice or obligation. Square footage and other dimensions are approximate. Included renderings are artist renderings and are not intended to be an accurate representation of the home. Renderings and floor plans may be shown with optional features that may not be available in all situations.



715 21st Street SW
Watertown, SD 57201
605.886.3270

www.superiorhomesllc.com